

ME-AX Series

Low Impedance

Long Life

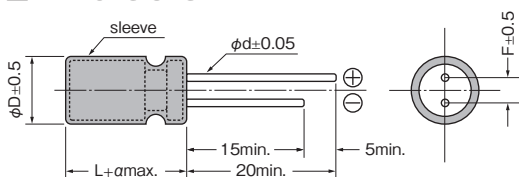


- 105°C 2,500 to 10,000hours
- Solvent proof (within 5 minutes)

Specifications

Items	Condition	Specifications								
Rated voltage (V)	—	6.3	10	16	25	35	50	63	100	
Surge voltage (V)	Room temperature	8.0	13	20	32	44	63	79	125	
Category temperature range (°C)	—	-55 to +105								-40 to +105
Capacitance tolerance (%)	120Hz/20°C	M : ±20								
Dissipation Factor (tan δ)	tanδ(max.) 120Hz/20°C	0.22	0.19	0.16	0.14	0.12	0.10	0.10	0.10	
Leakage current (LC)	μA/after 2minutes (max.)	Exceeding 1,000μF, +0.02 every 1,000μF								
Impedance ratio at low temperature	Based on the value at 120Hz, +20°C	-40°C Z/Z _{20°C}	3	2	2	2	2	2	2	2
		-55°C Z/Z _{20°C}	4	4	3	3	3	2	2	—
Endurance	105°C rated voltage applied (With the rated ripple current)	Test	φ5 : 2,500hours, φ6.3 : 3,000hours, φ8×11.5, φ8×12.5 : 3,500hours, φ8×15, φ8×20 : 4,500hours, φ10 : 5,000hours, φ12.5 : 7,000hours, φ16 to φ18 : 10,000hours							
		ΔC/C	Within ±20% of the initial value							
		tanδ	Less than 200% of the specified value							
		LC	Less than the specified value							

Dimensions



$$a : L < 20 \quad a = 1.5, L \geq 20 \quad a = 2.0$$

A pressure relief vent is provided for φD=6.3 or bigger

(Unit : mm)

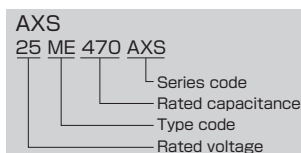
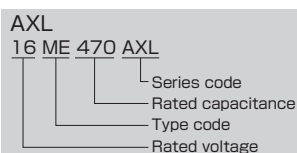
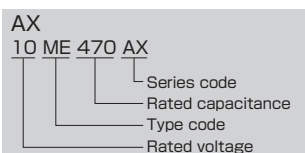
φD	5	6.3	8	10	12.5	16	18
F	2.0	2.5	3.5	5.0	5.0	7.5	7.5
φd	0.5	0.5	0.6	0.6	0.6	0.8	0.8

Size, Impedance, Rated Ripple Current

Case size φD×L (mm)	Items	6.3			10		
		Capacitance (μF)	Impedance (Ωmax.) (20°C/100kHz)	Rated ripple current (mA rms) (105°C/10k to 200kHz)	Capacitance (μF)	Impedance (Ωmax.) (20°C/100kHz)	Rated ripple current (mA rms) (105°C/10k to 200kHz)
5×11		150	0.42	190	100	0.42	190
6.3×11		270	0.22	300	220	0.22	300
8×11.5		470	0.11	560	330	0.11	560
8×12.5		560	0.11	570	390	0.11	570
8×15		680	0.085	730	470	0.085	730
8×20		1000	0.069	800	★1 680	0.069	800
10×12.5		820	0.085	800	680	0.085	800
10×16		1200	0.062	1050	820	0.062	1050
10×20		1500	0.044	1250	1200	0.044	1250
10×22		1800	0.039	1450	1500	0.039	1450
12.5×20		2700	0.038	1600	2200	0.038	1600
12.5×25		3900	0.029	1800	2700	0.029	1800
16×25		5600	0.022	2100	3900	0.022	2100
16×31.5		8200	0.018	2350	5600	0.018	2350
16×35		10000	0.018	2550	6800	0.018	2550
18×35.5		12000	0.018	2800	8200	0.018	2800

★1 AXL ★2 AXS

Part number



■ Size, Impedance, Rated Ripple Current

V		16			25		
Case size φD×L(mm)	Items	Capacitance (μF)	Impedance(Ωmax.) (20°C/100kHz)	Rated ripple current(mArms) (105°C/10k to 200kHz)	Capacitance (μF)	Impedance(Ωmax.) (20°C/100kHz)	Rated ripple current(mArms) (105°C/10k to 200kHz)
5×11		68	0.42	190	47	0.42	190
6.3×11		150	0.22	300	100	0.22	300
8×11.5		220	0.11	560	150	0.11	560
8×12.5		270	0.11	570	180	0.11	570
8×15		330	0.085	730	220	0.085	730
8×20	★1	470	0.069	800	330	0.069	800
10×12.5		470	0.085	800	270	0.085	800
10×16		560	0.062	1050	390	0.062	1050
10×16		680	0.062	1050	★2 470	0.068	1050
10×20		820	0.044	1250	560	0.044	1250
10×22		1000	0.039	1450	680	0.039	1450
12.5×20		1200	0.038	1600	1000	0.038	1600
12.5×25		1800	0.029	1800	1200	0.029	1800
16×25		2700	0.022	2100	1800	0.022	2100
16×31.5		3900	0.018	2350	2700	0.018	2350
16×35		4700	0.018	2550	3300	0.018	2550
18×35.5		5600	0.018	2800	3900	0.018	2800

V		35			50		
Case size φD×L(mm)	Items	Capacitance (μF)	Impedance(Ωmax.) (20°C/100kHz)	Rated ripple current(mArms) (105°C/10k to 200kHz)	Capacitance (μF)	Impedance(Ωmax.) (20°C/100kHz)	Rated ripple current(mArms) (105°C/10k to 200kHz)
5×11		4.7	1.2	115	4.7	2.0	90
5×11		10	0.90	140	10	1.7	110
5×11		22	0.42	190	15	1.2	130
5×11		33	0.42	190	22	0.70	160
6.3×11		47	0.22	300	33	0.43	220
6.3×11		68	0.22	300	47	0.43	220
8×11.5		100	0.11	560	68	0.26	360
8×12.5		120	0.11	570	82	0.24	400
8×15		150	0.085	730	100	0.18	500
8×20	★1	220	0.069	800	150	0.16	650
10×12.5		220	0.085	800	120	0.16	550
10×16		270	0.062	1050	180	0.12	760
10×20		330	0.044	1250	270	0.088	950
10×22		470	0.039	1450	330	0.072	1000
12.5×20		680	0.038	1600	470	0.059	1200
12.5×25		1000	0.029	1800	560	0.045	1400
16×25		1500	0.022	2100	1000	0.039	1750
16×31.5		2200	0.018	2350	1200	0.025	2100
16×35	★1	2200	0.018	2550	1500	0.025	2300
18×35.5		2700	0.018	2800	1800	0.024	2400

V		63			100		
Case size φD×L(mm)	Items	Capacitance (μF)	Impedance(Ωmax.) (20°C/100kHz)	Rated ripple current(mArms) (105°C/10k to 200kHz)	Capacitance (μF)	Impedance(Ωmax.) (20°C/100kHz)	Rated ripple current(mArms) (105°C/10k to 200kHz)
5×11		18	1.6	140	5.6	2.7	120
6.3×11		33	0.90	200	12	1.4	170
8×11.5		68	0.52	275	22	0.81	230
8×12.5	★1	68	0.47	300	★1 22	0.79	250
8×15		82	0.34	360	27	0.64	295
8×20	★1	120	0.21	510	★1 39	0.36	400
10×12.5		120	0.26	420	39	0.39	360
10×16		150	0.20	525	47	0.35	420
10×20		220	0.15	765	68	0.24	630
10×22		270	0.12	840	82	0.21	700
12.5×20		330	0.10	960	100	0.15	800
12.5×25		470	0.064	1200	150	0.11	920
16×25		680	0.052	1500	220	0.071	1100
16×31.5		1000	0.042	1750	330	0.049	1490
16×35		1200	0.036	1920	390	0.043	1630
18×35.5		1500	0.033	2000	470	0.038	1700

Please refer to page 14 for ripple current frequency coefficients.

★1 AXL ★2 AXS

Aluminum Electrolytic
Capacitors
Radial
Lead Type

- ME-SWB
- ME-UZ-SZ
- ME-UAX-SAX
- ME-SWG
- ME-HC
- ME-LS
- ME-CZ
- ME-CA
- ME-CX
- ME-AX
- ME-WX
- ME-WA
- ME-WL
- ME-WG
- ME-FX
- ME-PX
- ME-HPC-HPD
- ME-FC-FD
- ME-FH
- ME-SWN
- ME-HWN